


5 Year Reorganization Plan 6th - 12th Model



Azusa Unified District Leadership
January 13, 2021

Objective

- Explore the 6th-12th grade option



"WHY"

Capacity vs. Enrollment

Fiscal Year	02-03	20-21	21-22	22-23	23-24
Projected Enrollment	12,164	7,261	7,044	6,749	6,468
Capacity	15,201	15,201	15,201	15,201	15,201
# Open Seats	3,037	7,940	8,157	8,452	8,733
% Open Seats	20%	52%	54%	56%	57%

Elementary Schools: Capacity vs. Enrollment

School	Lee	Murray	Ellington K-8	Dolton	Magnolia	Paramount	Hodge	Valleydale	Powell
Capacity	705	999	588	588	764	852	852	824	499
20-21 Projected Enrollment	355	504	418	334	386	643	618	482	297
# Open Seats	350	495	170	254	378	209	234	342	202
% Open Seats	50%	50%	29%	43%	49%	25%	27%	42%	40%
21-22 Projected Enrollment	339	493	415	332	370	655	608	484	310
# Open Seats	366	506	173	256	394	197	244	340	189
% Open Seats	52%	51%	29%	44%	52%	23%	29%	41%	38%
22-23 Projected Enrollment	319	467	396	329	344	661	585	492	308
# Open Seats	386	532	192	259	420	191	267	332	191
% Open Seats	55%	53%	33%	44%	55%	22%	31%	40%	38%
23-24 Projected Enrollment	325	450	381	329	327	665	571	484	307
# Open Seats	380	549	207	259	437	187	281	340	192
% Open Seats	54%	55%	35%	44%	57%	22%	33%	41%	38%
24-25 Projected Enrollment	336	443	365	326	330	676	555	478	305
# Open Seats	369	556	223	262	434	176	297	346	194
% Open Seats	52%	56%	38%	45%	57%	21%	35%	42%	39%

Middle Schools: Capacity vs. Enrollment

School	Center	Foothill	Slauson
Capacity	1,116	1,368	1,224
20-21 Projected Enrollment	291	304	417
# Open Seats	825	1,064	807
% Open Seats	74%	78%	66%
21-22 Projected Enrollment	277	307	428
# Open Seats	839	1,061	796
% Open Seats	75%	78%	65%
22-23 Projected Enrollment	269	303	412
# Open Seats	847	1,065	812
% Open Seats	76%	78%	66%
23-24 Projected Enrollment	269	287	392
# Open Seats	847	1,081	832
% Open Seats	76%	79%	68%
24-25 Projected Enrollment	245	262	375
# Open Seats	594	799	421
% Open Seats	53%	58%	34%

High Schools: Capacity vs. Enrollment

School	Azusa	Gladstone
Capacity	2,124	1,908
20-21 Projected Enrollment	1,038	966
# Open Seats	1,086	942
% Open Seats	51%	49%
21-22 Projected Enrollment	1008	957
# Open Seats	1,116	951
% Open Seats	53%	50%
22-23 Projected Enrollment	975	943
# Open Seats	1,149	965
% Open Seats	54%	51%
23-24 Projected Enrollment	980	932
# Open Seats	1,144	976
% Open Seats	54%	51%
24-25 Projected Enrollment	948	920
# Open Seats	1,176	988
% Open Seats	55%	52%

6th - 12th Model

- 5 Traditional Elementary: Tk - 5
- 1 Tk-8
- 2 6th-12th



Five Year Implementation Plan

21-22 School Year

22-23 School Year

23-24 Through 25-26
School Year

	21-22 School Year	22-23 School Year	23-24 School Year	24-25 School Year	25-26 School Year
	No New Enrollment	TK-2 Transitions	3rd Grade Transitions	4th Grade Transition	5th Grad Transitions
School 1	Grades: 1-6	Grades 3-6	Grades: 4-6	Grades: 5-6	6th Grade Only
School 2	Grades: 1-6	Grades 3-6	Grades: 4-6	Grades: 5-6	6th Grade Only
School 3	Grades: 1-6	Grades 3-6	Grades: 4-6	Grades: 5-6	6th Grade Only
	21-22 School Year	22-23 School Year	23-24 School Year	24-25 School Year	25-26 School Year
	Continued Enrollment	7th Grade Transitions	Closed		
	School 4	Grades: 7th-8th			
	School 5	Grades: 7th-8th			
	School 6	Grades: 7th-8th			



Five Year Implementation Plan

21-22 School Year

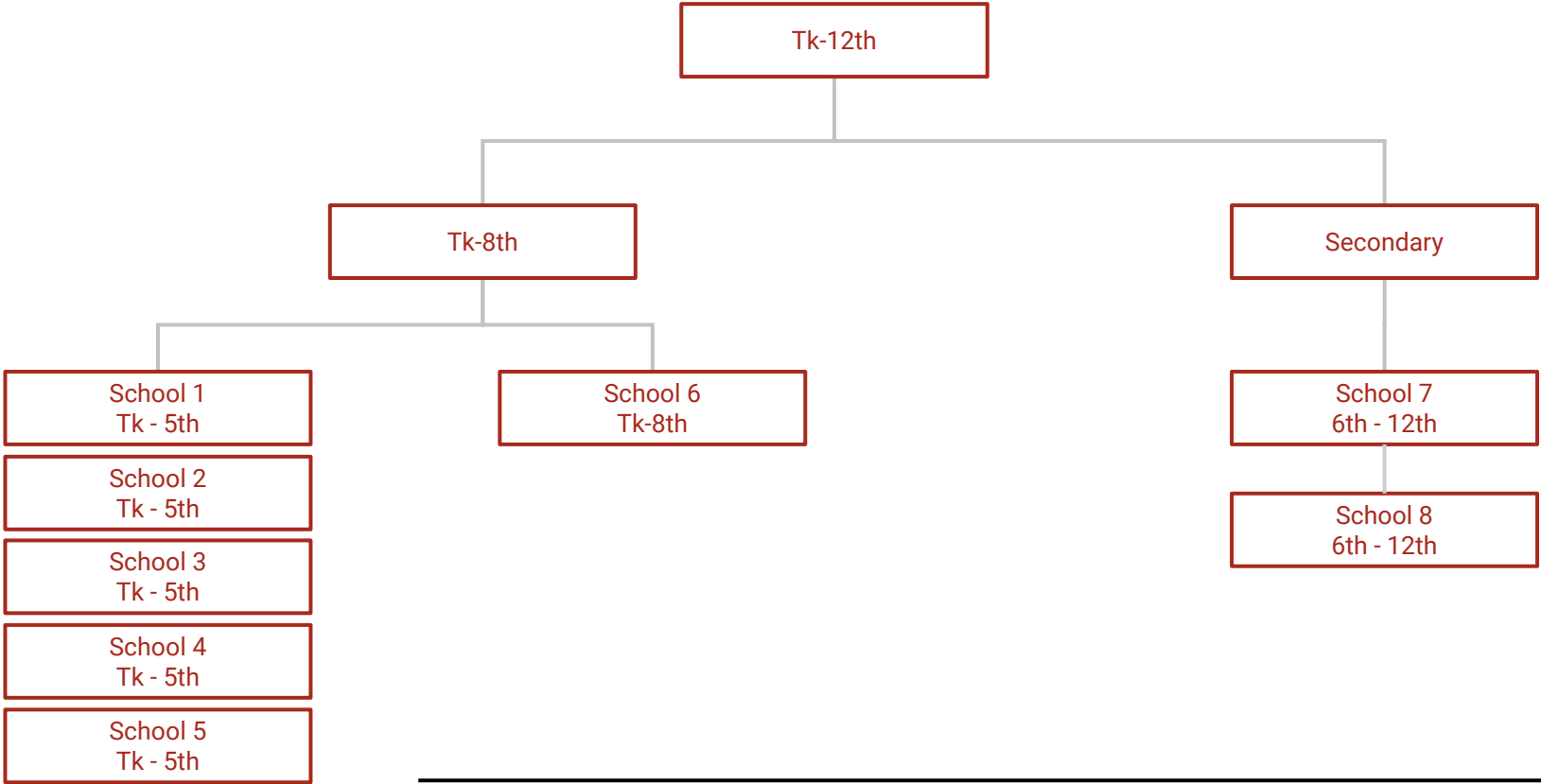
22-23 School Year

23-24 Through 25-26
School Year

	21-22 School Year	22-23 School Year	23-24 School Year	24-25 School Year	25-26 School Year
New School 1	Tk-6th	Tk-6th	Tk-6th	Tk-6th	Tk-6th
New School 2	Tk-6th	Tk-6th	Tk-6th	Tk-6th	Tk-6th
New School 3	Tk-6th	Tk-6th	Tk-6th	Tk-6th	Tk-6th
New School 4	Tk-6th	Tk-6th	Tk-6th	Tk-6th	Tk-6th
New School 5	Tk-6th	Tk-6th	Tk-6th	Tk-6th	Tk-6th
New School 6	Tk-8th	Tk-8th	Tk-8th	Tk-8th	Tk-8th
	21-22 School Year	22-23 School Year	23-24 School Year	24-25 School Year	25-26 School Year
	Continued Enrollment	7th Grade Transitions	8th Grade Transitions	Continued Enrollment	Continued Enrollment
New School 7	9th-12th	7th/9th-12th	7th-12th	7th-12th	7th-12th
New School 8	9th-12th	7th/9th-12th	7th-12th	7th-12th	7th-12th

—

—




—

	School 1 Tk-5	School 2 Tk-5	School 3 Tk-5	School 4 Tk-5	School 5 Tk-5	School 6 Tk-8	School 7 6th-12th	School 8 6th-12th
Preschool	x	x	x	x	x	x		
SPED Mild/Mod	x	x	x	x	x	x	x	x
VI Program	x							x
Dual Immersion	x				x		x	
Programs Beyond Core Curriculum								
Electives - VAPA/STEM	x	x	x	x	x	x	x	x
Parks and Rec	x	x	x	x	x	x	x	x
After School Sports						x	x	x
Think Together	x	x	x	x	x	x	x	x
Before School Care	x	x	x	x	x	x		
Peer Mediation	x	x	x	x	x	x	x	x
Year Long Elective							x	x



Potential Programmatic Drawbacks

- Younger students on a high school campus
 - Smaller 6-8 student cohorts at TK-8
 - Self-contained classes; no traditional electives
 - Smaller staff teams
 - 6-8 Self-contained 8th grade transitioning directly to high school
 - Coordination of sports/PE facilities (HS and MS on the same campus)
-



Potential Programmatic Benefits

- Parent choice of Traditional elementary and TK-8
 - Larger elementary schools mean fewer combos
 - In a TK-8 school, fewer shifts for students (consistency of learning location)
 - Increasing student population increases collaboration for programs at sites
 - Opportunity for elective “wheel” TK-5 and TK-8 students OR magnet-specialty focus (i.e. Arts)
 - Class sizes remain the same
 - Larger schools create larger parent groups
 - All current CTE pathways will still be viable - Paxton Patterson/Pitsco labs will be installed at both 6-12 schools
-

	2021-2022							
		School 1	School 2	School 3	School 4	School 5	School 6	
	Grade	1st-6th	1st-6th	1st-6th	7th-8th	7th-8th	7th-8th	
	Support Staff							
	Budget Impact							
2021-2022								
	New School 1	New School 2	New School 3	New School 4	New School 5	New School 6	New School 7	New School 8
Grade	Tk-6th	Tk-6th	Tk-6th	Tk-6th	Tk-6th	Tk-8th	9th-12th	9th-12th
Support Staff								
Budget Impact								

	2022-2023							
		School 1	School 2	School 3	School 4	School 5	School 6	
	Grade	3rd-6th	3rd-6th	3rd-6th	8th	8th	8th	
	Support Staff				.63 FTE CO .50 FTE AP	.63 FTE CO .50 FTE AP	.63 FTE CO .50 FTE AP	
	Budget Impact							
2022-2023								
	New School 1	New School 2	New School 3	New School 4	New School 5	New School 6	New School 7	New School 8
Grade	Tk-6th	Tk-6th	Tk-6th	Tk-6th	Tk-6th	Tk-8th	7th/9th-12th	7th/9th-12th
Support Staff						.5 FTE SW	1 FTE SW 1 FTE CO 1 FTE AP	1 FTE SW 1 FTE CO 1 FTE AP
Budget Impact						\$70k	\$140k	\$140k

	2023-2024							
		School 1	School 2	School 3	School 4	School 5	School 6	
	Grade	4th-6th	4th-6th	4th-6th	CLOSED	CLOSED	CLOSED	
	Support Staff	.5 FTE RT 1.5 Hours HA 1.5 Hours LA	.5 FTE RT 1.5 Hours HA 1.5 Hours LA	.5 FTE RT 1.5 Hours HA 1.5 Hours LA				
	Budget Impact							
2023-2024								
	New School 1	New School 2	New School 3	New School 4	New School 5	New School 6	New School 7	New School 8
Grade	Tk-6th	Tk-6th	Tk-6th	Tk-6th	Tk-6th	Tk-8th	7th-12th	7th-12th
Support Staff	1.5 Hours HA	1.5 Hours HA	1.5 Hours HA	1.5 Hours HA	1.5 Hours HA	1.5 Hours HA 1 Hours LA		
	2 Hours Clerk	4 Hours LA 6 Hours Clerk	4 Hours LA 6 Hours Clerk	4 Hours LA 6 Hours Clerk	3 Hours LA 4 Hours Clerk			
Budget Impact								

	2024-2025							
		School 1	School 2	School 3	School 4	School 5	School 6	
	Grade	5th-6th	5th-6th	5th-6th	Closed	Closed	Closed	
	Support Staff							
	Budget Impact							
2024-2025								
	New School 1	New School 2	New School 3	New School 4	New School 5	New School 6	New School 7	New School 8
Grade	Tk-6th	Tk-6th	Tk-6th	Tk-6th	Tk-6th	Tk-8th	7th-12th	7th-12th
Support Staff								
Budget Impact								

	2025-2024							
		School 1	School 2	School 3	School 4	School 5	School 6	
	Grade	6th	6th	6th	Closed	Closed	Closed	
	Support Staff	.17 FTE RT .5 Hour HA .5 Hour LA	.17 FTE RT .5 Hour HA .5 Hour LA	.17 FTE RT .5 Hour HA .5 Hour LA				
	Budget Impact							
2025-2026								
	New School 1	New School 2	New School 3	New School 4	New School 5	New School 6	New School 7	New School 8
Grade	Tk-6th	Tk-6th	Tk-6th	Tk-6th	Tk-6th	Tk-8th	7th-12th	7th-12th
Support Staff								
Budget Impact								



Next steps

1. Committee members elicit feedback on current and/or new models
 2. Be prepared to share with the group
-

Goals for next meeting

1. Receive feedback on the four models presented
2. Receive suggestions on new or revised models
3. Participate in a consensus process
